

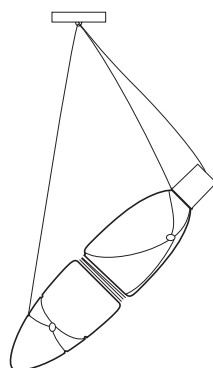
# Shibari Pendants Specification

loommo



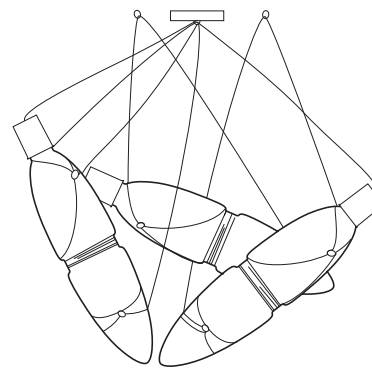
## Pendant SHIBARI

The pendant SHIBARI is available in three positions as indicated on the side. Dimensions of the pendants might vary slightly due to manual way of manufacturing. The glass is hand-blown from clear crystal material that is tied up with ropes, it is a method of communication within a hidden system of lines and loops. The product is intended for the illumination of interior (dry environment only).



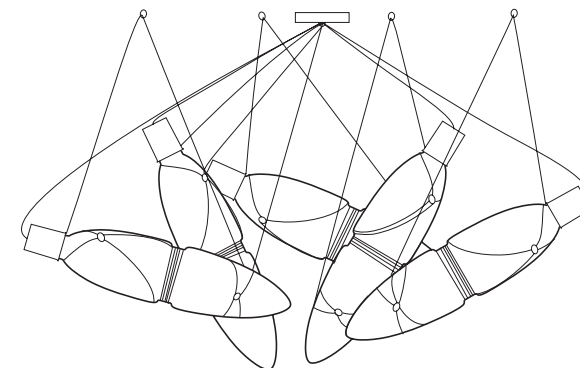
### 01 1 Position 95134/1/00001/700

Product Dimensions: 6.6"D x 27.6"H  
Light source: 1x6.5W ( E27)  
Product Weight: 5.6 kg  
Material: hand-blown crystal  
Available Fitting: comaxit black fitting  
Package dimension: 17.5" x 17.5" x 31.4"



### 02 3 Position 95134/1/00003/700

Product Dimensions: (6.6"D x 27.6"H) (x3)  
Light source: (x3) 1x6.5W ( E27)  
Product Weight: 17 kg  
Material: hand-blown crystal  
Available Fitting: comaxit black fitting  
Package dimension: 53.9" x 17.7" x 31.8"



### 03 5 Position 95134/1/00005/700

Product Dimensions: (6.6"D x 27.5"H) (x5)  
Light source: (x5) 1x6.5W ( E27)  
Product Weight: 23 kg  
Material: hand-blown crystal  
Available Fitting: comaxit black fitting  
Package dimension:  
x5 packages of (17.5" x 17.5" x 31.4")